



Build It Back Green

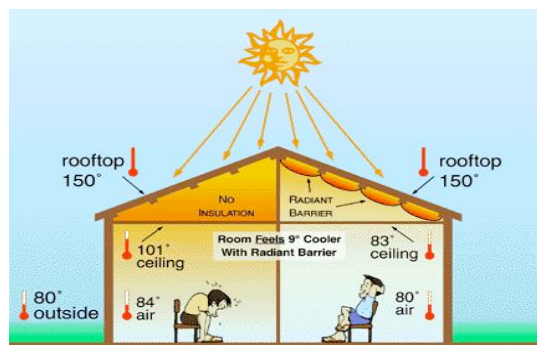
Install a Radiant Heat Barrier

BENEFITS

On a sunny summer day, the temperature of the roof of a house can reach **over 140 degrees Fahrenheit**. The roof radiates the heat across the air space in the attic to the room or insulation below, thus increasing air conditioning energy costs.

Placing a radiant heat barrier in your attic can **cut summer energy bills by 15%** by reducing the demand for air conditioning.


Installing a radiant heat barrier is one of the easiest and quickest ways to **save energy and money!**



DESCRIPTION & CHARACTERISTICS

A radiant heat barrier is usually an aluminum foil coated material. It works by **decreasing the transfer of heat** between the roof material and the attic floor and into the rooms below the ceiling. The shiny surface of aluminum foil **reflects radiant heat** instead of either absorbing it or letting it pass through.

There are a variety of radiant heat barrier products on the market. Most radiant heat barriers use aluminum foil with some type of backing material such as craft paper, card board, and bubble pack.



Some radiant heat barriers have aluminum foil on two sides while others have it only on one side.



INSTALLATION & PERFORMANCE IMPROVEMENT TIPS

- The most effective method is to staple the radiant heat barrier to the rafters in your attic (*Figure 1*) or on the underside of the roof decking (*Figure 2*).

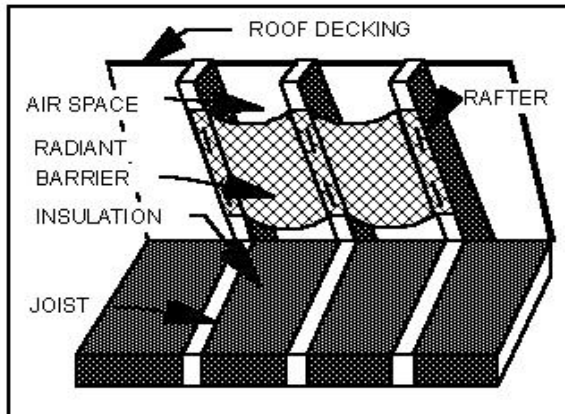


Figure 1

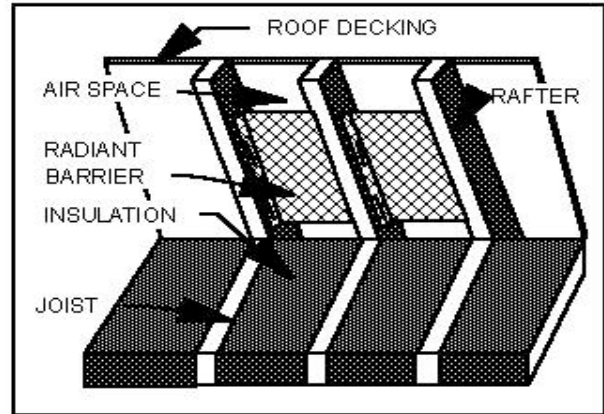


Figure 2

- If the radiant heat barrier has only one reflective/shiny side, then the radiant barrier should be installed with the reflective/shiny side facing the interior of the house.
- For the radiant heat barrier to be effective, the reflective/shiny side must face an air space of at least an inch deep.
- Check with the roof manufacturer to ensure that their product warranty will not be affected by the installation of the radiant heat barrier.

PRODUCT TYPES & PRICES

- The estimated cost of radiant heat barriers can range from \$0.07 to \$1 per square foot. The estimated cost of installing radiant barrier in a typical 1200 square foot shotgun house can range from \$300 to \$500.
- Radiant heat barriers may be purchased at Home Depot. Other local suppliers are identified on the **Vendors List** available on our website at globalgreen.org/bibg and in the **New Orleans Green Building Resource Center** at 841 Carondelet Street.